



Fendi Glass Tunnel, Italy  
Peter Marino Architect, NY

CrystalCognacglass, tempered vertical  
panels, tempered/laminated ceiling  
panels with Dorma sliding hardware.



NATHAN ALLAN  
GLASS STUDIOS


ARCHITECTURAL  
DECORATIVE GLASS

# Revolutionary glass for visionary projects

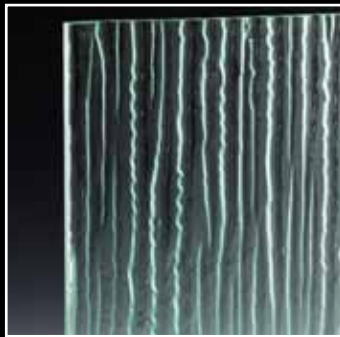
## CLASSIC COLLECTION

A myriad of textures consisting of 6 distinct

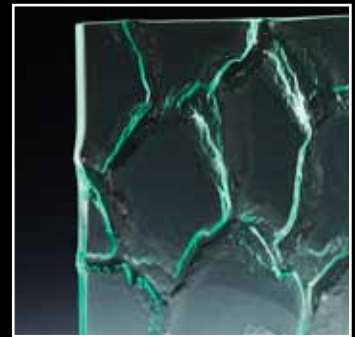
Series: Organic, Directional, West Coast, Embossed, and Geometric.




ORGANIC SERIES




DIRECTIONAL SERIES




DIRECTIONAL SERIES



EMBOSSED SERIES



GEOMETRIC SERIES



SYMMETRY SERIES

# Revolutionary glass for visionary projects

## FREEFORM COLLECTION


Freeform is forged with lofty depths of dimensional patterns without texture, allowing for far greater light transmission without sacrificing privacy. The patterns are viewable from either side, ideal for partitioning walls.



CATHEDRAL



CATHEDRAL SILVERED



CHANNEL



CHANNEL BRONZE SILVERED



ECHO



FLUTED



KOIL



MAZE



MICRO CATHEDRAL



RIPPLE



TEARDROP



TEARDROP GRANDE



TEARDROP XL



TORQUES



WILLOW




WILLOW XL




# Revolutionary glass for visionary projects

## JOSIAH J COLLECTION


Our trademark Josiah J Collection sets new standards with the most unique, innovative, and original glass designs in the Architectural Glass industry today. 14 Exclusive glass products to choose from.




CONVEX SERIES



CRACKLE SERIES



CRYSTAL SERIES



FUSION SERIES



THICK GLASS




ICEBERG SERIES



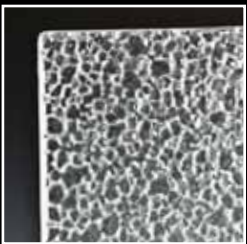
OBLIQUE SERIES




SPHERE SERIES




STAX SERIES



STONES SERIES



TAPESTRY SERIES



VENETIAN SERIES



PIXEL STAIR TREADS



GLASS STAIR TREADS



TEXTURE Willow  
 COLLECTION Freeform  
 COLOR Low Iron  
 SIZE 3/8" (10mm), Up to 36" x 24"  
 (762mm x 610mm)  
[www.nathanallan.com](http://www.nathanallan.com)

APPLICATION Willow Architectural Glass Partition  
 CLIENT Ameristar Blackhawk Casino  
 DESIGNER Marnell Companies, Las Vegas  
 INSTALLER M3 Services, CO  
 Photo: Daniel O'Connor





TEXTURE Cathedral, Channel  
 COLLECTION Freeform  
 COLOR Low Iron  
 SIZE 3/8" (10mm), 4'0 x 8'0 (1220mm x 2440mm)  
[www.nathanallan.com](http://www.nathanallan.com)

APPLICATION Cathedral Architectural Glass Wall  
 CLIENT Four Seasons Hotel  
 DESIGNER Meyer Davis, NYC  
 INSTALLER Lakeview Glass, Houston TX  
 Photo: Don Riddle Images





TEXTURE Convex, Crystal Series  
 COLLECTION Josiah J  
 COLOR Low Iron  
 SIZE 3/8" (10mm), 6'6 x 11'6  
 (1980mm x 3505mm)  
[www.nathanallan.com](http://www.nathanallan.com)

APPLICATION Architectural Glass Partitions  
 CLIENT Louis Vuitton  
 DESIGNER Louis Vuitton  
 INSTALLER Permasteelisa, HK  
 Photo: Weiqi Jin





TEXTURE Torques  
 COLLECTION Freeform  
 COLOR Low Iron  
 SIZE 1/2"(12mm), 23'0 x 8'0  
 (7010mm x 2438mm)  
[www.nathanallan.com](http://www.nathanallan.com)

APPLICATION Torques Architectural Glass Partition  
 CLIENT Cache Creek Casino Resort  
 DESIGNER Denean Scott, ID3 Design, San Diego  
 INSTALLER West Coast Glazing, West Sacramento  
 Photo: Dave Adams Photography





TEXTURE Echo  
COLLECTION Freeform  
COLOR Low Iron  
SIZE .5" (12mm), (10mm), 20'0 x 9'0  
(6096mm x 2743 mm)  
[www.nathanallan.com](http://www.nathanallan.com)


APPLICATION Echo Architectural Glass Partition  
CLIENT InMocean  
DESIGNER Greg Gresham – The Switzer Group, NYC  
INSTALLER Seoul Glass, NYC  
Photo: Colin Miller Photography, NYC



**TEXTURE** Convex Squares  
**COLLECTION** Josiah J  
**COLOR** Low Iron, Frosted (5 panels)  
**SIZE** 3/8"(10mm), 42" x 104"  
 (1067mm x 2642mm)  
[www.nathanallan.com](http://www.nathanallan.com)

**APPLICATION** Convex Squares Frosted Architectural Glass Wall  
**CLIENT** Somerset Offices  
**DESIGNER** Neumann Smith, Detroit MI  
**INSTALLER** Modern Glass & Mirror, Roseville MI  
 Photo: John D'Angelo





TEXTURE Convex Squares  
 COLLECTION Josiah J  
 COLOR Clear  
 SIZE 3/8" (10 mm), 5'0" x 8'0" (1500 x 2400 mm)  
[www.nathanallan.com](http://www.nathanallan.com)

APPLICATION Convex Squares Architectural Glass Partition  
 CLIENT Isono Vasco Restaurant  
 DESIGNER Joyce Wang  
 INSTALLER Multiplex Construction  
 Photo: Edmon Leong





TEXTURE **Mirage**  
 COLLECTION **Classic**  
 COLOR **Low Iron**  
 SIZE **1/2" (12mm), 5'0 x 10'0 (1500 x 3000mm)**  
[www.nathanallan.com](http://www.nathanallan.com)

APPLICATION **Mirage Architectural Glass Partition**  
 CLIENT **Mother Mercy**  
 DESIGNER **HDR, Hopkins, MN**  
 INSTALLER **WL Hall**  
 Photo: John Magnoski





**SERIES** Convex  
**PATTERN** Square  
**SIZE** 2 layered x 100 sets,  
 exceeding size of 6' x 10'  
[www.nathanallan.com](http://www.nathanallan.com)

**APPLICATION** External cladding doubles as interior glass walls.  
**CLIENT** Holt Renfrew, Vancouver, BC  
**ARCHITECT** Janson Goldstein and Front Inc, NY  
**INSTALLER** Inland Glass, BC and Glastech, BC  
 Photo: Michael Desjardins Photography





TEXTURE **Mirage**  
 COLLECTION **Classic**  
 COLOR **Low Iron**  
 SIZE **1/2" (12mm), 5'0 x 10'0 (1500 x 3000mm)**  
[www.nathanallan.com](http://www.nathanallan.com)

APPLICATION **Mirage Architectural Glass Wall**  
 CLIENT **Mother Baby**  
 DESIGNER **HDR, Hopkins, MN**  
 INSTALLER **WL Hall**  
 Photo: John Magnoski





SERIES Freeform  
 TEXTURE Cathedral  
 COLOR Opaque White with Firefrost  
 SIZE 6' x 10'  
[www.nathanallan.com](http://www.nathanallan.com)

APPLICATION A gently graduating white diffuses backlighting, resulting in a seraphic glow.  
 CLIENT Tiffany & Co  
 ARCHITECT S. Russell Groves, NY  
 INSTALLER Kingsmen Hong Kong Ltd



SERIES Crackle  
GLASS TYPE Low Iron  
SIZE 12' x 30'  
[www.nathanallan.com](http://www.nathanallan.com)

APPLICATION Multifaceted feature wall unifies three floors.  
CLIENT Mauboussin, NY  
ARCHITECT Rockwell Group, NY  
INSTALLER Aval  
Photo: Bärbel Miebach






**TEXTURE** Willow  
**COLLECTION** Freeform  
**COLOR** Clear, Gemstone Blue  
**SIZE** 3/8" (10 mm), 5'0 x 5'0 (1500 x 1500mm)  
[www.nathanallan.com](http://www.nathanallan.com)

**APPLICATION** Willow Architectural Glass Partition  
**CLIENT** Pacific Sotheby's  
**DESIGNER** San Diego Office Design  
**INSTALLER** SDOD  
 Photo: San Diego Office Design





**TEXTURE** Rivulet, Deep Rain, Mirage  
**COLLECTION** Josiah J  
**COLOR** Clear  
**SIZE** .75" (19mm), 5'0 x 2'0 (1524mm x 610mm)  
[www.nathanallan.com](http://www.nathanallan.com)

**APPLICATION** Thick Glass Countertop  
**CLIENT** Holiday Inn Northwater  
**DESIGNER** Su Nemo Design  
**INSTALLER** M & H Contracting  
 Photo: Christopher Howard





TEXTURE Sandstone / Rocky Mountain  
COLLECTION Josiah J  
COLOR Low Iron  
SIZE 2" (50mm), 36'0 x 2'0 (11m x .6m)  
[www.nathanallan.com](http://www.nathanallan.com)

APPLICATION Thick Glass Countertop  
CLIENT Silver Reef Casino  
DESIGNER Design Solutions  
INSTALLER Interior Woodworking Specialists  
Photo: C9 Photography & Design





TEXTURE Rocky Mountain  
 COLLECTION Classic  
 COLOR Clear/ Cognac  
 SIZE 1.5" (38 mm), 30'0 x 1'6 (9144 x 305 mm)  
[www.nathanallan.com](http://www.nathanallan.com)

APPLICATION Thick Glass Countertop  
 CLIENT Anaheim Marriott Hotel  
 DESIGNER Cheryl Richardson – Marriott International  
 INSTALLER Taber Company





TEXTURE Rocky Mountain  
 COLLECTION Classic  
 COLOR Clear  
 SIZE 2" (50mm), 36'0 x 2'0 (11m x .6m)  
[www.nathanallan.com](http://www.nathanallan.com)

APPLICATION Thick Glass Countertop  
 CLIENT Silver Reef Casino  
 DESIGNER Design Solutions  
 INSTALLER Interior Woodworking Specialists  
 Photo: C9 Photography & Design





**TEXTURE** Sandstone  
**COLLECTION** Classic  
**COLOR** Low Iron  
**SIZE** 1/2" (12 mm), 5'0 x 6'0 (1524 x 1828 mm)  
[www.nathanallan.com](http://www.nathanallan.com)

**APPLICATION** White Metallic Glass Flooring and Heavy Glass Bartop  
**CLIENT** Private Residence  
**DESIGNER** Vicki Bristow  
**INSTALLER** W.M. Jordan, Pompei Inc.  
 Photo: Morgan Howarth





**TEXTURE** Teardrop XL  
**COLLECTION** Freeform  
**COLOR** Low Iron  
**SIZE** 3/8" (10 mm), 3'0 x 8'0 (762 x 1524 MM)  
[www.nathanallan.com](http://www.nathanallan.com)

**APPLICATION** Teardrop XL Architectural Glass Partition  
**CLIENT** Sophie's at Saks Fifth Avenue  
**DESIGNER** Chipman Design  
**INSTALLER** Key Glass  
 Photo: Robin Hill





**TEXTURE** Echo  
**COLLECTION** Freeform  
**COLOR** Clear  
**SIZE** 3/8" (10 mm), 2'6 x 6'0 (762 x 1829mm)  
[www.nathanallan.com](http://www.nathanallan.com)

**APPLICATION** Echo Clear Cast Glass Panels  
**CLIENT** Sophie's At Sak's Fifth Avenue – San Juan  
**DESIGNER** Chipman Design Architecture, Des Plaines IL  
**INSTALLER** FE-RI Construction, Puerto Rico  
 Photo: Gill Stose





TEXTURE Stream, Linear, Icicle, Sweep  
 COLLECTION Classic  
 COLOR Aqua, Amber, Cognac, Indigo  
 SIZE 1" (25mm) Insulated Units, 21'0  
 x 7'0 (6400mm x 2134mm)  
[www.nathanallan.com](http://www.nathanallan.com)

APPLICATION Architectural Textured Glass Partition  
 CLIENT Lynwood City Hall  
 DESIGNER Robert Coffee Architects, Newport Beach, CA  
 INSTALLER Tobo Const





TEXTURE Jewel  
 COLLECTION Josiah J  
 COLOR Clear  
 SIZE 1/4" (6 mm), 2'6 x 5'0 (762 x 1524 mm)  
[www.nathanallan.com](http://www.nathanallan.com)

APPLICATION Fire-Rated Jewel Glass Partitions  
 CLIENT Ludlow House  
 DESIGNER Soho House & Co  
 INSTALLER Technical Glass Products & Kris Glass, NY  
 Photo: Dave Burk





TEXTURE Sahara  
 COLLECTION Josiah J  
 COLOR Cognac  
 SIZE 3/8" (10 mm), 72" x 125" (1828 x 3175 mm)  
[www.nathanallan.com](http://www.nathanallan.com)

APPLICATION Bent Cast tempered glass  
 CLIENT Agua Caliente Casino Resort Spa  
 DESIGNER VOA Associates, Orlando, FL  
 INSTALLER Quality Cabinets, San Diego, CA  
 Photo: Peter Malinowski





**TEXTURE** Cascade XL  
**COLLECTION** Josiah J  
**COLOR** Clear  
**SIZE** 1/2" (12 mm), 5' x 2' (1524 x 609 mm)  
[www.nathanallan.com](http://www.nathanallan.com)

**APPLICATION** Decorative Glass Features  
**CLIENT** Florida Hospital Altamonte  
**DESIGNER** Gresham Smith and Partners  
**INSTALLER** Kelley Glass/Brasfield & Gorrie  
 Photo: Joseph Lapeyra, FL





**TEXTURE** Natural, Sandstone  
**COLLECTION** Classic  
**COLOR** Clear  
**SIZE** 1/2" (12 mm), 5'0 x 8'0 (1524 x 2438 mm)  
[www.nathanallan.com](http://www.nathanallan.com)

**APPLICATION** Organic Textured Glass Walls  
**CLIENT** Box Packaging  
**DESIGNER** Soraya Planning & Design, Chicago, IL  
**INSTALLER** Franklin Glass Inc, Glendale Heights, IL  
 Photo: Barry Rustin





SERIES Directional  
TEXTURE Cascade XL  
COLOR Lucent Cobalt Blue  
SIZE 100' long  
[www.nathanallan.com](http://www.nathanallan.com)

APPLICATION Dramatic entrance lobby and reception feature wall.  
CLIENT Hayden Ferry Lakeside  
ARCHITECT Davis, AZ  
INSTALLER B & B Glass, AZ  
Photo: John Hall Photography





TEXTURE Citadel Dichroic  
 COLLECTION Classic  
 COLOR Clear  
 SIZE 1/2"(12mm), 36" x 42" (914 x 1067mm)  
[www.nathanallan.com](http://www.nathanallan.com)

APPLICATION Citadel Dichroic Architectural Glass Panels  
 CLIENT Planet Hollywood  
 DESIGNER Thalden Boyd Emery Architects  
 INSTALLER Avanti Glass and Mirror, LLC  
 Photo: Jeff Green





SERIES  
TEXTURE

Directional  
Cascade XL  
[www.nathanallan.com](http://www.nathanallan.com)

APPLICATION Floating door panel also becomes a partition wall.  
CLIENT Denver News Agency, CO  
ARCHITECT DLR Group  
Photo: Randy Brown





SERIES  
Freeform  
TEXTURE  
Willow  
COLOR  
Gemstone Cobalt Blue  
SIZE  
6' x 6' x 3/8" thick  
[www.nathanallan.com](http://www.nathanallan.com)

APPLICATION  
CLIENT  
INTERIOR ARCHITECT  
LOBBY GLASS SELECTION

A dynamic front lit feature wall.  
Bridgeview, Hayden Ferry Lakeside LLC  
Callison  
Richard Drinkwater w/DAVIS  
Photo: Al Payne/A.F. Payne Photographic





TEXTURE Willow  
COLLECTION Freeform  
COLOR Clear  
SIZE 1/4" (6 mm), 35" x 17" (889 x 431 mm)  
[www.nathanallan.com](http://www.nathanallan.com)

APPLICATION Willow Glass Wall  
CLIENT Langham Hotel  
DESIGNER CBT Architects, Boston  
INSTALLER Cheviot Corporation  
Photo: Richard Mandelkorn





TEXTURE Willow  
SERIES Freeform  
COLOR Clear  
SIZE 1/2" thick  
[www.nathanallan.com](http://www.nathanallan.com)

APPLICATION Conference room entry and walls provide privacy.  
CLIENT Bridgepoint  
ARCHITECT ID Studios  
Photo: Jim Brady






**TEXTURE** Stratos, Arctic Ice, Crystal  
**SERIES** Directional, Embossed  
**COLOR** Duotone, Cobalt  
**SIZE** Various, 3/8" thick  
[www.nathanallan.com](http://www.nathanallan.com)

**APPLICATION** Various textures and colors create a feature wall symbolizing the firm's multifaceted services.  
**CLIENT** Sierra Nevada Corporation  
**ARCHITECT** Studio B2SJ  
 Photo: Kenneth M Wyner Photography Inc





SERIES  
TEXTURE  
SIZE

Heavy  
Rocky Mountain  
11' x 2' x 3" thick  
[www.nathanallan.com](http://www.nathanallan.com)

APPLICATION Textured on three sides, this solid bartop has an  
ethereal appeal when lit from below.  
CLIENT Terminal City, BC  
DESIGNER SSDG Interior Design  
Photo: Nick Didlick Photography





SERIES Directional  
 TEXTURE Wave  
 COLOR Gemstone Red  
 SIZE 26' oval, 3/4" thick  
[www.nathanallan.com](http://www.nathanallan.com)

APPLICATION A mesmerizing Wave flows thru this casino bar top.  
 CLIENT Snoqualmie Casino, Seattle, WA  
 ARCHITECT Leonard Bergman, Bergman Walls & Associates  
 DESIGN Zia Hansen, Red Design Studio, Las Vegas  
 Photo: © Peter Malinowski/InSite 2008





SERIES Sphere  
 SHAPE Sphere  
 GLASS TYPE Multi  
[www.nathanallan.com](http://www.nathanallan.com)

APPLICATION Spiraling multicolored spheres provide a subtle partition for the lounge from the hallway.  
 CLIENT Denver News Agency  
 ARCHITECT Newman Cavender & Doane  
 Photo: Randy Brown





SERIES Organic  
 TEXTURE Citadel Dichroic  
 SIZE 1/2" thick  
[www.nathanallan.com](http://www.nathanallan.com)

APPLICATION Lobby feature made of bent glass, meeting all safety tempering requirements.  
 CLIENT Hyatt Classic, CA  
 ARCHITECT Wilson & Associates, TX  
 Photo: Brett Drury Architectural Photography, Inc.





TEXTURE Cascade XL  
SERIES Crystal  
COLOR Clear  
SIZE 30' high  
[www.nathanallan.com](http://www.nathanallan.com)

APPLICATION A feature wall is also a balustrade on the other side, allowing natural light in a normally closed space.  
CLIENT Club H Fitness, NY  
ARCHITECT Fabiano Designs  
Photo: Scott Chaney






**TEXTURE** Cascade  
**SERIES** Directional  
**COLOR** Lucent Cobalt Blue  
**SIZE** 100' long  
[www.nathanallan.com](http://www.nathanallan.com)

**APPLICATION** Glass treads/landings give a weightlessness to a room.  
**CLIENT** Hayden Ferry Lakeside  
**ARCHITECT** Davis, AZ  
**INSTALLER** B & B Glass  
 Photo: John Hall Photography






SERIES  
OPTION  
COLOR  
SIZE

Treads & Elevated Landings  
Glass Sandpaper  
Clear with Opacity Coating  
48" x 64" Panels, 1.5" thick  
[www.nathanallan.com](http://www.nathanallan.com)

APPLICATION Suspended bridge spans across the building without blocking natural light from skylights for those below.  
ARCHITECT HLW International LLP  
CONTRACTOR General Glass + Metal  
Photo: Eric Laignel Photography





**OPTION** Beamz  
**SERIES** Stax  
**COLOR** Amber color with mirror  
**SIZE** 3' x 3' panels, 30' long façade  
[www.nathanallan.com](http://www.nathanallan.com)

**APPLICATION** Bar cladding provides a continuous dazzling backdrop.  
**CLIENT** Simon Restaurant & Lounge, Palms Hotel  
**ARCHITECT** Rockwell Group, NY  
**INSTALLER** Complete Millwork Services  
 Photo: Jeffrey Green Photography





TEXTURE  
SERIES  
COLOR  
SIZE

Crescent  
Fusion  
LB and XR  
36" x 56" x 1.75" thick  
[www.nathanallan.com](http://www.nathanallan.com)

APPLICATION  
CLIENT  
ARCHITECT

Feature wall art made of prismatic, vibrant colors.  
Res Med  
ID Studios  
Photo: Hewitt Garrison






TEXTURE Rain  
 SERIES Directional  
 COLOR Blue Danube (Custom)  
 SIZE 64" x 76" panels, 1/2" thick  
[www.nathanallan.com](http://www.nathanallan.com)

APPLICATION Distinctive and elegant elevator cab.  
 CLIENT Vdara Hotel and Spa, MGM Resorts International  
 ARCHITECT RV Architecture, BBG-BBGM, MGM Mirage Design Group  
 Photo: Jeff Green Photography





TEXTURE  
COLOR  
SIZE

Custom  
Lucent Red  
1/2" thick  
[www.nathanallan.com](http://www.nathanallan.com)

APPLICATION A custom pattern provides a vibrant partition wall.  
CLIENT Denver News Agency  
ARCHITECT DLR Group  
Photo: Randy Brown






TEXTURE Aggregate  
 SERIES Organic  
 COLOR Crystal Clear  
 SIZE 1/2" thick, 16"x14" Ovals  
[www.nathanallan.com](http://www.nathanallan.com)

APPLICATION Diffusing lighting using micro-sized crystal beads.  
 CLIENT Barbizon 63  
 ARCHITECT Cetra Ruddy  
 LIGHTING Jack Bailey, One Lux Studio  
 Photo: Scott Chaney





TEXTURE Classic  
 COLLECTION Sahara  
 COLOR Low Iron/Cognac  
 SIZE 5/16" (8 mm), 6'0 high (2133 mm)  
[www.nathanallan.com](http://www.nathanallan.com)

APPLICATION Crystal Glass Lightings  
 CLIENT Naples Grande Resort & Spa  
 DESIGNER Barry Design, LA  
 INSTALLER Contractor  
 Photo: Brett Drury





WALKING SURFACE Glass Sandpaper  
COLLECTION Josiah J  
COLOR Clear / Frosted  
SIZE 5/8" (15mm), Custom sizes  
[www.nathanallan.com](http://www.nathanallan.com)

APPLICATION Glass Stair Treads  
CLIENT University Of Utah, Salt Lake City  
DESIGNER Cooper Roberts Simonsen Associates  
INSTALLER Contractor  
Photo: Richer Images





TEXTURE / WALKING SURFACE    Diamondplate  
COLLECTION    Freeform  
COLOR    Clear  
SIZE    5/8" (15mm), 5/8" x 5/8"  
[www.nathanallan.com](http://www.nathanallan.com)

APPLICATION    Glass Stair Treads | Glass Flooring  
CLIENT    Big D Construction  
DESIGNER    Gillies Stransky Brems Smith, UT  
INSTALLER    Big D Construction  
Photo: Perrenoud Productions, UT





**TEXTURE** Josiah J  
**COLLECTION** Binary XL  
**COLOR** Low Iron  
**SIZE** 3/8" (10 mm), Varying up to 21" x 78"  
[www.nathanallan.com](http://www.nathanallan.com)

**APPLICATION** Crystal Glass Lightings  
**CLIENT** Naples Grande Resort & Spa  
**DESIGNER** RV Architecture, BBG-BBGM, MGM Mirage Design Group  
**INSTALLER** Western Millwork, AZ  
 Photo: Jeff Green





WALKING SURFACE Silk Treads / Pixel  
COLLECTION Josiah J  
COLOR Clear / Frosted  
SIZE 3 layers (5/16, 1/2, 1/2 inch), Various  
sizes up to 62" x 37"  
[www.nathanallan.com](http://www.nathanallan.com)

APPLICATION Transcendent Stair Treads  
CLIENT University Of Tennessee  
DESIGNER Barber McMurry  
INSTALLER Contractor  
Photo: Denise Retallack